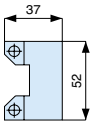


Singolo - per art. 601 - 611

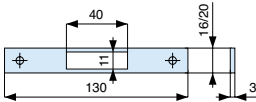
Single - for art. 601 - 611



finiture finishing	codice code	euro		
Ferro zincato Zinc plated steel	A5000 00			50

Per art. 555 - 805 - 901

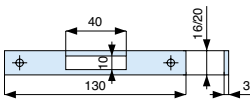
For art. 555 - 805 - 901



finiture finishing	codice code	euro		
Ferro zincato Zinc plated steel				
mm. 16 x 120	A5401 00			50
mm. 20 x 120	A5402 00			50
Ferro nichelato Nickel plated steel				
mm. 16 x 120	A5401 AN			50
mm. 20 x 120	A5402 AN			50

Per art. 902 - 906

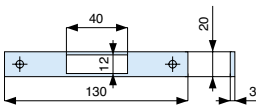
For art. 902 - 906



finiture finishing	codice code	euro		
Ferro zincato Zinc plated steel				
mm. 16 x 120	A5501 00			50
mm. 20 x 120	A5502 00			50
Ferro nichelato Nickel plated steel				
mm. 16 x 120	A5501 AN			50
mm. 20 x 120	A5502 AN			50

Per art. 313

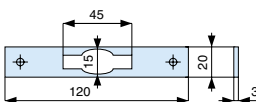
For art. 313



finiture finishing	codice code	euro		
Ferro zincato Zinc plated steel	A5700 00			50

Per art. 271

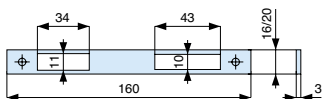
For art. 271



finiture finishing	codice code	euro		
Ferro ottonato Brass plated steel	A5800 00			50

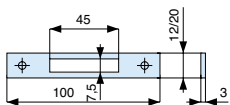
Per art. 911 - 913

For art. 911 - 913



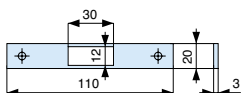
Ottone - per art. 542 - 545

Brass - for art. 542 - 545



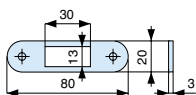
Per art. 544 - 552.2 - 553.2- 908



For art. 544 - 552.2 - 553.2- 908







Per art. 552.1 - 553.1



For art. 552.1 - 553.1



finiture finishing	codice code	euro	 
Ferro zincato Zinc plated steel			
mm. 16 x 120	A5901 00	50	
mm. 20 x 120	A5902 00	50	
Ferro nichelato Nickel plated steel			
mm. 16 x 120	A5901 AN	50	
mm. 20 x 120	A5902 AN	50	

finiture finishing	codice code	euro	 
Ottone lucido Polished brass			
mm. 16 x 120	A6201 LV	50	
mm. 20 x 120	A6202 LV	50	
Ottone nichelato Nickel plated brass			
mm. 16 x 120	A6201 LN	50	
mm. 20 x 120	A6202 LN	50	

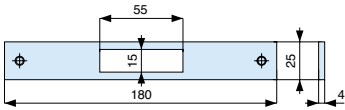
finiture finishing	codice code	euro	 
Ferro ottonato Brass plated steel			
mm. 16 x 120	A6301 AL	50	
mm. 20 x 120	A6302 AL	50	
Ferro nichelato Nickel plated steel			
mm. 16 x 120	A6301 AN	50	
mm. 20 x 120	A6302 AN	50	
Ottone lucido Polished brass			
mm. 16 x 120	A6301 LV	50	
mm. 20 x 120	A6302 LV	50	
Ottone nichelato Nickel plated brass			
mm. 16 x 120	A6301 LN	50	
mm. 20 x 120	A6302 LN	50	

finiture finishing	codice code	euro	 
Ferro ottonato Brass plated steel	A6304 AL	50	
Ferro nichelato Nickel plated steel	A6304 AN	50	
Ottone lucido Polished brass	A6304 LV	50	
Ottone nichelato Nickel plated brass	A6304 LN	50	



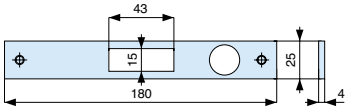
CONTROPIASTRE
striking plates

Per art. 561 - 562
For art. 561 - 562



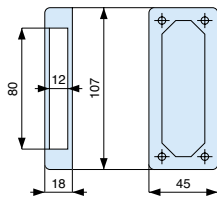
finiture finishing	codice code	euro	
Ferro zincato Zinc plated steel	A6400 00		20

Per art. 566 - 568
For art. 566 - 568



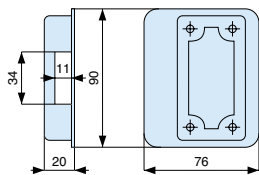
finiture finishing	codice code	euro	
Ferro zincato Zinc plated steel	A6500 00		20

Per art. 436 - 437
For art. 436 - 437



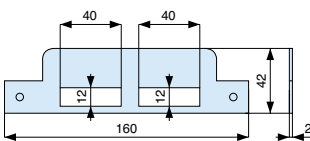
finiture finishing	codice code	euro	
Ferro zincato Zinc plated steel	A6700 00		10

Per art. 712
For art. 712



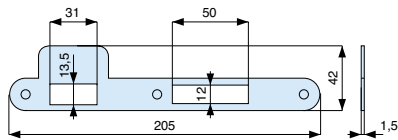
finiture finishing	codice code	euro	
Ferro verniciato Lacquered steel	A6800 00		20

Per art. 461
For art. 461

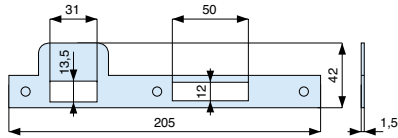


finiture finishing	codice code	euro	
Ferro zincato Zinc plated steel	A6900 00		20

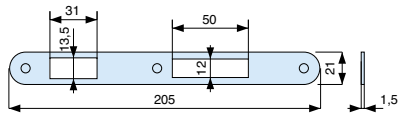
Per art. 740
For art. 740



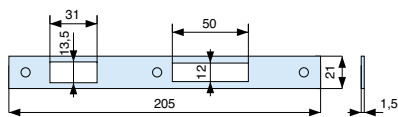
A7001



A7002

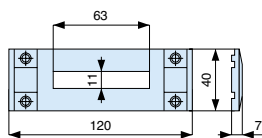


A7003



A7004

Nylon nero autolubrificante
Self-lubricating black nylon



Nylon nero autolubrificante
Self-lubricating black nylon



finiture finishing	codice code	euro	
Acciaio ottonato Brass plated steel	A7000 AL		
Acciaio nichelato opaco Matt nickel plated steel	A7000 AN		
Acciaio cromo lucido Polished chrome steel	A7000 AC		
Acciaio cromo satinato Satin chrome steel	A7000 AS		
Acciaio bronzato Bronze steel	A7000 AB		
Acciaio inox Stainless steel	A7000 AX		
Ottone lucido verniciato Polished brass	A7000 LV		
Ottone nichelato opaco Matt nickel plated brass	A7000 LN		
Ottone cromo lucido Polished chrome brass	A7000 CL		
Ottone cromo satinato Satin chrome brass	A7000 CS		
Ottone bronzato Bronze brass	A7000 LB		

	codice code	euro	
Per profili NC 40 e similari For profiles NC 40 and similar	A7100 10	50	

	codice code	euro	
Per profili serie R 40 For profiles R 40 series	A7300 00	50	



Contropiastre regolabili per art. 930
Adjustable striking plate for art. 930

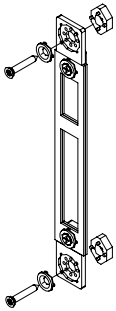
finiture
finishing

codice
code

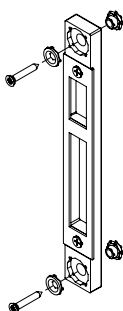
euro

Acciaio inox
Stainless steel

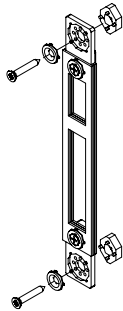
A8101	AX	10
A8102	AX	10
A8104	AX	10
A8105	AX	10
A8106	AX	10
A8108	AX	10
A8109	AX	10



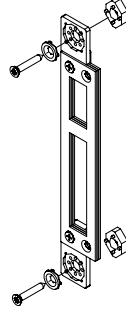
A8101AX



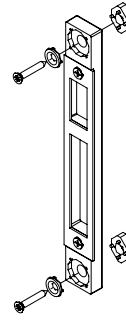
A8102AX



A8104AX



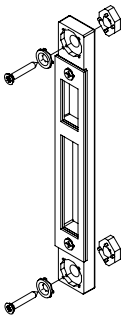
A8105AX



A8106AX



A8108AX



A8109AX

Contropiastre regolabili per art. 930 - PROFILO CAMERA EUROPEA
Adjustable striking plate for art. 930

finiture
finishing

codice
code

euro

Acciaio inox
Stainless steel

A8110	AX	10
-------	----	----



Contropiastre regolabili per art. 950
Adjustable striking plate for art. 950

finiture
finishing

codice
code

euro

Acciaio inox
Stainless steel

A8301	AX	10
A8302	AX	10
A8304	AX	10
A8305	AX	10
A8306	AX	10
A8308	AX	10
A8309	AX	10

A8101AX - A8301AX

AGNELLI METALLI	Esedra GA 53 complanare Esedra T.T. 63 Esedra T.T. 75	GARCIA PADRONES ALUMINIOS S.L.	A 93	OCMA	FC 47 FC 55 FC 70 hercules
ALCAN	Cristal Green Keeper 53-60	GRUPPO EXTRUGAL	40x40 R.P. 68 P 45 R.P. 52 puerta	PASSERINI	Ekip thermo sormonto Ekip base
ALIPLAST	50 T.T.	HYDRO ALLUMINIO	Domal stopper PG Domal break PA 52 e 70	PERFIVAL	V/94
ALL.CO	All.co K 40 Export 40/50 Export 50 T.T.	INASA REYNOLD	6040 7050 RT	PROFILS SYSTEMES	Serie 13
ALU-MEC	Synthesis	INDINVEST	Gold 400 Gold 500	PROVEEDORA DE ALUMINIO S.A.	Optima 1922
ALUMAFEL	Forma serie 31025	INESPAL	Afil T.T. Afil	R.C. SYSTEM	Performance 51
ALUSUISSE	Alsec 2000 Finestra 59	KAWNEER	System 1423 System 1473	REYNAERS	Thermo system 50/57 Parallel system 50
ANODIL	Arkial serie BX	K.L. ALUMINIO S.A.	B.W. 50/52 B.W. R. 57	SUNPARADISE	Fiesta 42 Thermo 60
A.SER.	Riviera serie rinforzata	LAMINEX	Star ST 15/17 Euro star 9010	TECHNAL	Pbi Pxi apertura esterna Pbi new
BODEGA	Bga 50	LA SEMILAVORATI	Lido system complanare	TRAFILERIA EMILIANE	Eku 64 T.T.
CORTIZO	Sistema cortizo 60	METRA	NC 68 superthermic	VAN BEVEREN	Serie R 50 e Bb 50
EQUIPE	Emal 40w	MORELLI	MA 8300 MA 9500	WICONA	Serie 70000 L/50 apertura esterna
EKONAL	i 70 apertura esterna				
EXLABESA	Platino puerta PR 7200				

A8102AX - A8302AX

ALCAN	Green porta 1 anta Green porta 1 anta con rip. Open porta 1 anta con rip. Open porta 1 anta	HYDRO ALLUMINIO	Domal stopper/PG porta Domal break PA 52 porta Domal shops/break 70 porta	OCMA	SV 47 porta 1 anta SV 47 porta 2 ante SV 62 porta 1 anta SV 62 2 ante SV 62 T.T. porta FC 60 T.T. porta
ALCOA	Alubind	INDINVEST	Gold 500 porta Gold 600 T.T. porta	PASSERINI	Ekip 53 thermo porta
ALL.CO	All.co 5 porta All.co 5 T.T. porta Sicurblind	K.L. ALUMINIO S.A.	B.W. 52 puerta	PROFILS SYSTEMES	Serie 16
ALUMAFEL	Forma serie 31020	LA SEMILAVORATI	Lido porta	PROVEEDORA DE ALUMINIO S.A.	Optima 1992/45
ALUSUISSE	Alsec 2000 59 porta Alsec 2000 69 porta	METRA	NC 45 international porta NC 50 nuovo porta NC 55 thermic porta NC 68 superthermic porta Superblindo porta	RC SYSTEM	Porta 93-3000 R.C. confort 60 porta Aleurotherm 55 N0983 porta
ALUK	Alu-k 45 porta Alu-k N53 porta	MORELLI	MA 9700 porta	REYNOLD	Reynotherm 55 porta apertura esterna
EXLABESA	3000 puerta	NEW-TEC	New-tec 68 super thermal break porta New-tec 50 New-tec 52 T.T. porta	SCHUCO	Royal 54
FWB BROKELMANN ALUMINIUM	Serie TF porta			WICONA	Serie 5000 apertura esterna
GALIPAN	V. 8000 puerta				

A8104AX - A8304AX

ALCAN	Point	INTREX	Overlay	PASSERINI	Ekip 40 evoluzione Ekip 40 sormonto Ekip 50 sormonto
ALFA ALLUMINIO	Euro 40 complanare Euro 40 sormonto	METRA	NC 40 nuovo sormonto 1 anta e sormonto con riporto NC 50 nuovo sormonto	TRAFILERIE EMILIANE	Sistema 1 sormonto 1 anta complanare esterno 1 anta
ALL.CO	All.co 5/P4 sormonto zeta reversibile All.co 5 T.T. sormonto	MORELLI	MA 9600 sormonto		
AL-SYSTEM	Global 48 sormonto	NEW-TEC	New-Tec 50 New-Tec 52 T.T.		



A8105AX - A8305AX

ALCOA	R40 system sormonto R40 system reversibile R50/50 T.T. system sormonto e reversibile R60 T.T. system complanare	NEW-TEC	New-Tec 50 New-Tec 52 T.T.	
-------	--	---------	-------------------------------	--

A8106AX - A8206AX - A8306AX

ALL.CO	All.co 5/P4 complanare All.co 5 T.T. complanare	INDINVEST	Alpha 445 porta	PROVEEDORA DE ALUMINIO S.A.	6000 (40x40)
ALUK	Alu-k 45 rev./compl. Alu-k N53 e 55/62/63/70 T.T.	METRA	NC 40 nuovo complanare NC 50 nuovo complanare	TRAFILERIE EMILIANE	Sist. 1 sormonto 1 anta con riporto e complanare esterno 2 ante
AL-SYSTEM	Global 48 complanare	OCMA	FC 45 piana	WICONA	Wicstyle 60 apertura esterna
ESA	Esa blindall 70	PASSERINI	Ekip 53 thermo Ekip 40 complanare Ekip 50 complanare Ekip maas. TH 60 porta 1 anta Ekip maas. TH 68 porta 1 anta	YAWAL	Pi 50 porta apertura esterna
HYDRO ALLUMINIO	Domal security porta				

A8108AX - A8308AX

ESA	Esa blindall 60	METALPLAST BIELSKO	60 T.T. apertura esterna 60	SCHUCO	Royal S 50 N
HEROAL	Herotherm 030	PASSERINI	Ekip blindo	PROFILI IN FERRO	Sistema acciaio secco e elegance C55 Palladio trading Ferro wicstyle 55 Forster presto, tore, norm 50 Forster therm
HUECK	RD 2.1 apertura esterna 1.0 apertura esterna	REYNAERS	Thermo system 50 porta Parallel system 50 porta		
KLAUKE	serie 2.1	REYNOLDS	Reynotherm system 620 porta apertura esterna		

A8109AX - A8309AX

ALCOA	Formula F40 system porta Formula F50 system porta Formula F40 T.T. porta Formula F50 T.T. porta Formula F60 T.T. porta	INDINVEST	Alpha 255 e GLOBO 55 Alpha blitz e 365/370 T.T.	MORELLI	MA 9600 complanare
		METRA	NC 40 nuovo sormonto 2 ante	TRAFILERIE EMILIANE	Sistema 1 complanare